

Curva de Performance



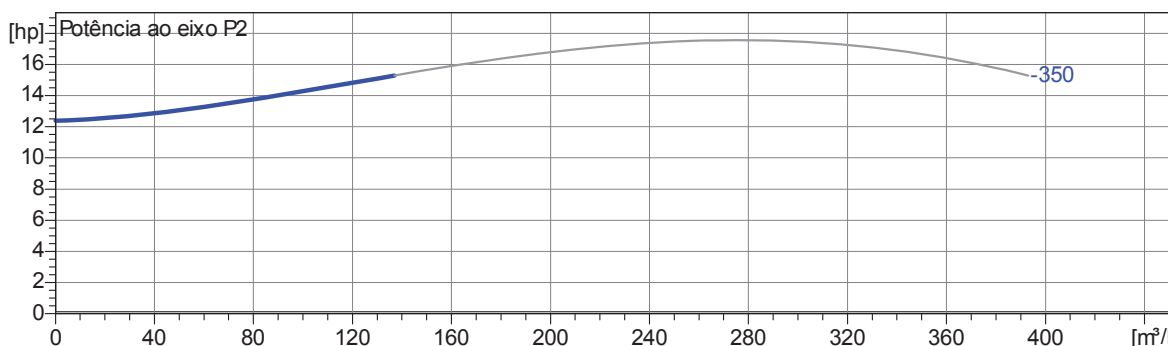
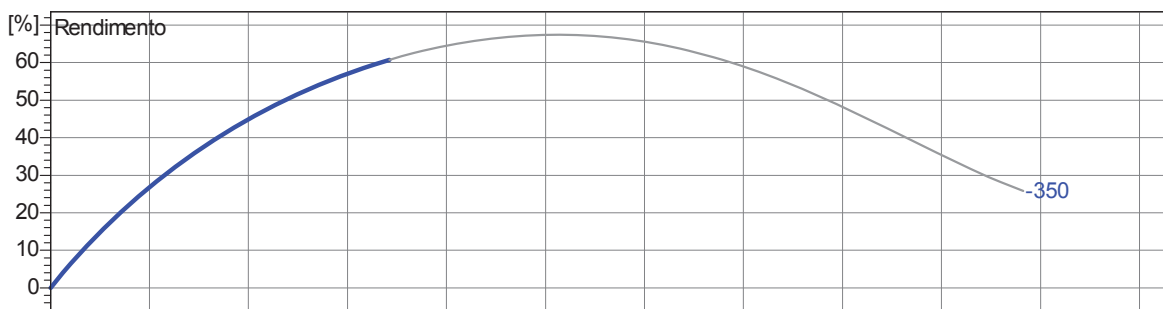
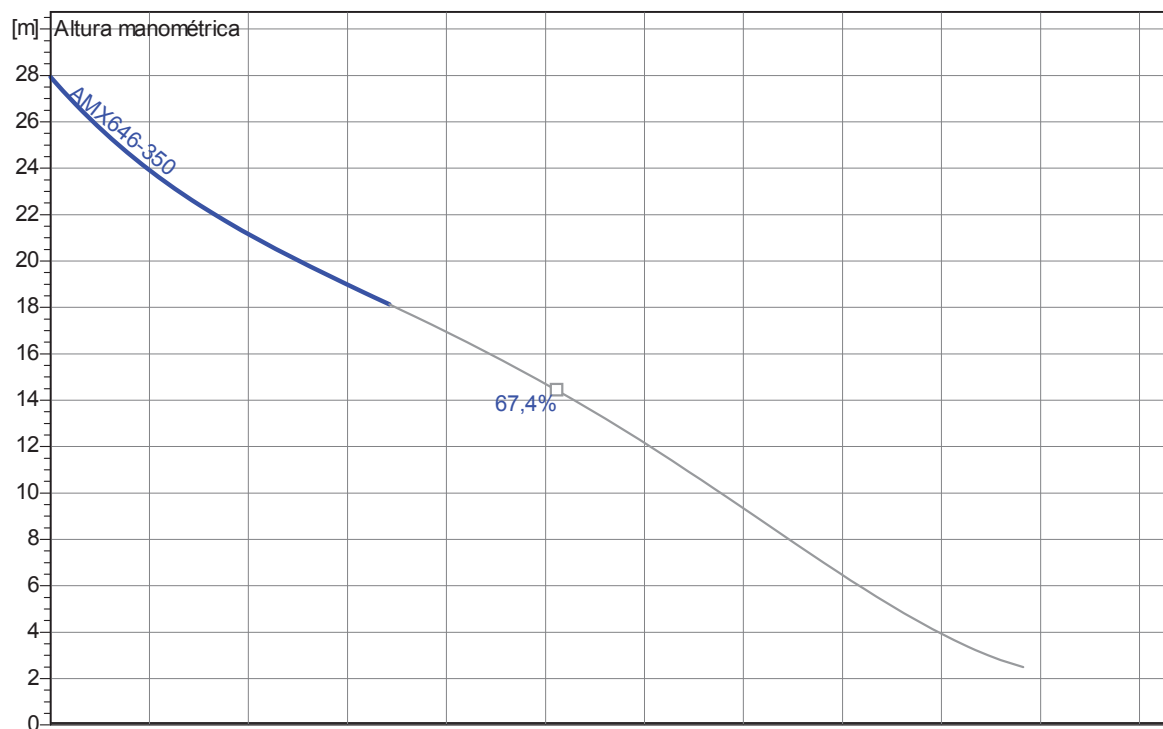
AMX646-350/15,3P/C

Pág. 01/05

| Impulsor | | | | | |
|--|----------------------------------|---|-------------------|---------------------|---|
| Tipo do impulsor: Turbina monocanal | Passagem de sólidos Ø: 100 mm | Max. Ø: 372 mm | Min. Ø: 325 mm | Sel. Ø: 357 mm | |
| Dados de funcionamento | | | | | |
| Velocidade: 1160 rpm | Frequencia: 60 Hz | Ponto de funcionamento Q = 0 m³/h | H = 0 m | Potência de eixo P2 | Diâmetro de descarga : 6" (150mm) |

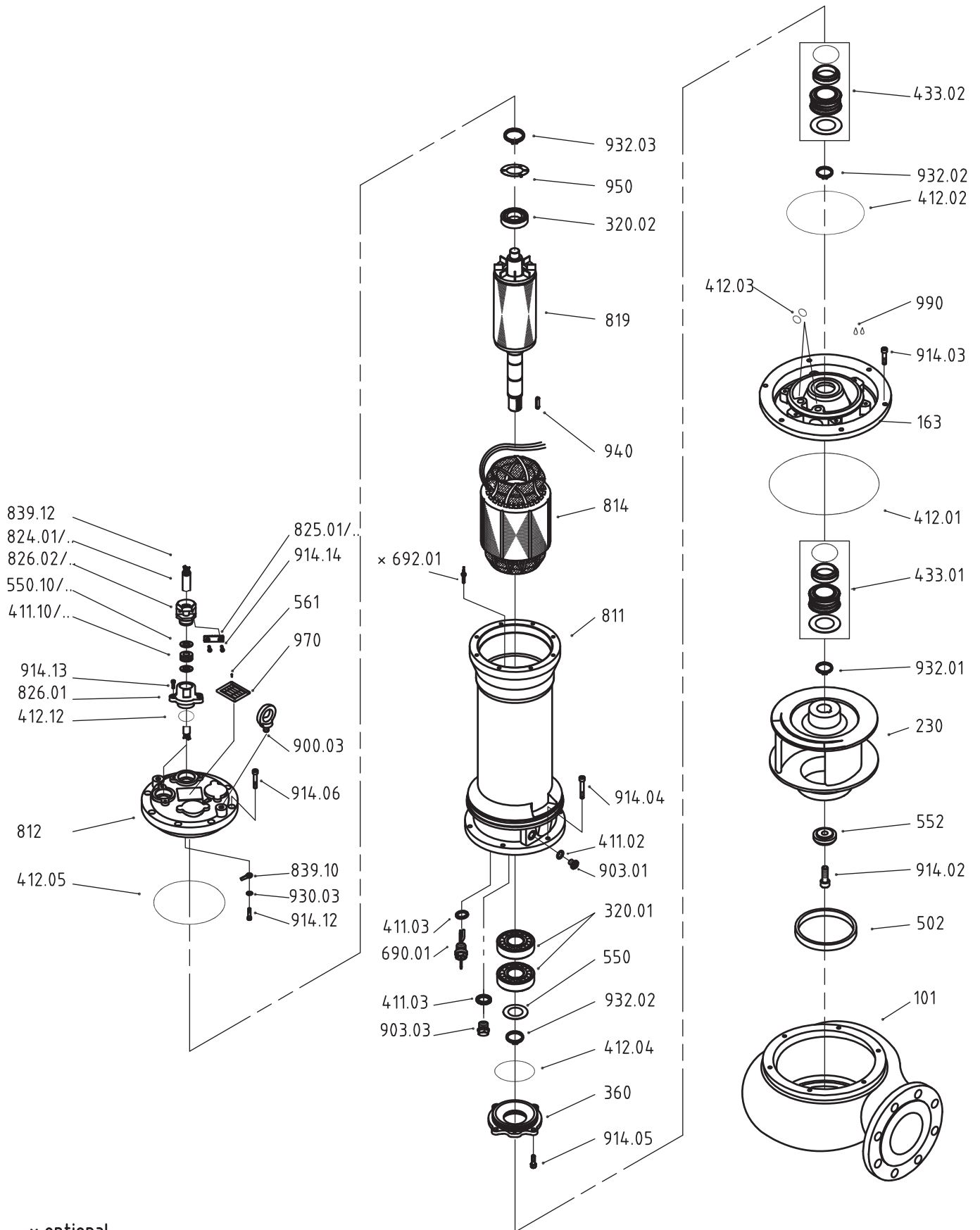
Caraterísticas da potencia referidas a :
Água [100%] ; 20°C; 998,3kg/m³; 1,005mm²/s

Norma do teste: **P2>10kW, ISO9906 Grade 2B**
P2<10kW, ISO9906 Sect. 4.4.2



2.0.1 - 01.02.2013 (Build 59)

| | | | | |
|----------|--------------|------------|---------------------|---------------------------|
| Projecto | Projecto nº: | Criado por | Página: 1 | Data 2013-05-20 |
|----------|--------------|------------|---------------------|---------------------------|



x optional

Spare part list no. 95180691.02
SUBMERSIBLE SEWAGE PUMP 60 HZ
 Type AMX646-350/15,3P/C 230V/3 ST/D
 Drawing no. 015665/035665
 Connection diag. no. SY01-A0-1010-00

| Draw.pos. | Qty | Unit | Description | Part no. |
|-----------|------|------|---|----------|
| 101 | 1.00 | ST | PUMP HOUSING 101 M 825 GG MX3474-P/F/G (U) | 6504101 |
| 163 | 1.00 | ST | PRESSURE COVER 163 M1095 GG AM204...P(U)-3 | 6231081 |
| 230 | 1.00 | ST | IMPELLER 230 (BOHRG. 45) M1108-2 GG MX3470-P... | 6311471 |
| 320.01 | 2.00 | ST | ANGULAR BALL BEARING 7310 BECBJ/WTVT 300 | 3273101 |
| 320.02 | 1.00 | ST | GROOVED BALL BEARING 6308-2ZN1.C4/WT | 3163087 |
| 360 | 1.00 | ST | BEARING COVER 360 M1763 GG AM204..P-2 (MG1/50..) | 6223411 |
| 411.02 | 2.00 | ST | SEALING RING 20,5 X 27,0 X 2,0 MM (POLYAMID) | 4282024 |
| 411.03 | 2.00 | ST | FIBER JOINT 16,5 X 22,0 X 2,0 MM | 4281622 |
| 411.10 | 1.00 | ST | SEALING WASHER NBR 65°/-5° M 36 X 1,5 23X33,5X15MM | 7362146 |
| 411.15 | 1.00 | ST | SEALING WASH NBR 65°/-5° SHORE A M 36 X 1,5 15X33,5X15MM | 7362116 |
| 412.01 | 1.00 | ST | O-RING, NBR CA 70 SHORE 350 X 5 | 3535050 |
| 412.02 | 1.00 | ST | O-RING, NBR CA 70 SHORE 220 X 4 | 3522040 |
| 412.03 | 2.00 | ST | O-RING, NBR CA 70 SHORE 20 X 3 | 3502030 |
| 412.04 | 1.00 | ST | O-RING, NBR CA 70 SHORE 100 X 3 | 3510030 |
| 412.05 | 1.00 | ST | O-RING, NBR CA 70 SHORE 200 X 4 | 3520040 |
| 412.12 | 2.00 | ST | O-RING, NBR CA 70 SHORE 46 X 3 | 3504630 |
| 433.01 | 1.00 | ST | MECHANICAL SEAL - HARD METAL MG1/50-G6-E1 Q1Q1PGG INCL.1 FITTING WASHER | 3738461 |
| 433.02 | 1.00 | ST | MECHANICAL SEAL - HARD METAL MG1/50-G6-E1 Q1Q1PGG INCL.1 FITTING WASHER | 3738461 |
| 502 | 1.00 | ST | WEAR RING 502 BZ 175,6 X 200 X 20 | 7343652 |
| 550 | 1.00 | ST | SUPPORTING DISK DIN 988 50 X 62 X 3 | 4262503 |
| 550.10 | 3.00 | ST | PRESSURE RING M 36 X 1,5 23X34X2,5MM | 7342365 |

Spare part list no. 95180691.02
SUBMERSIBLE SEWAGE PUMP 60 HZ
 Type AMX646-350/15,3P/C 230V/3 ST/D
 Drawing no. 015665/035665
 Connection diagr. no. SY01-A0-1010-00

| Draw.pos. | Qty | Unit | Description | Part no. |
|-----------|-------|------|---|----------|
| 550.15 | 2.00 | ST | PRESSURE RING M 36 X 1,5 15X34X2,5MM | 7342335 |
| 552 | 1.00 | ST | CLAMPING DISK 552 A2 M34(63-67)/80 X 30 | 7343445 |
| 561 | 4.00 | ST | GROOVED DRIVE STUD 2 X 5 DIN 1476 1.4303 | 4414825 |
| 690.01 | 1.00 | ST | SEAL PROBE M16X1,5-800 | 1585225 |
| 811 | 1.00 | ST | MOTOR HOUSING 811 M1060A-1 GG AM204 P/C(S) 550LG | 6408211 |
| 812 | 1.00 | ST | MOTOR HOUSING COVER 812 M1063 GG AM204.P (2*D45) | 6204111 |
| 814 | 1.00 | ST | STATOR WITH WINDING DT200/135X210 6POL. 230/380V-60HZ WITH THERMAL SENSOR | 1810089C |
| 819 | 1.00 | ST | MOTOR SHAFT WITH ROTOR 819 P(U) 86/45 (WL622,RO135/215,ZD45) | 7106116 |
| 824.01 | 10.60 | M | RUBBER-SHEATHED CABLE H07RN-F 7 G 4 PLUS | 1041876 |
| 824.05 | 10.60 | M | RUBBER-SHEATHED CABLE H07RN-F 5 G 1,5 | 1041551 |
| 825.01 | 1.00 | ST | GRIPPER CLAMP M1515-5 GGG 40 21-23 F.M1515 (P) | 7353041 |
| 825.05 | 1.00 | ST | GRIPPER CLAMP M1515-2 GGG 40 13-15 F.M1515 (P) | 7353011 |
| 826.01 | 1.00 | ST | CABLE INLET FLANGE M1410 GG M36X1,5/D45 | 7350961 |
| 826.01 | 1.00 | ST | CABLE INLET FLANGE M1410 GG M36X1,5/D45 | 7350961 |
| 826.02 | 1.00 | ST | CABLE ENTRY SOCKET M1515 GGG M36X1,5 D21-23 SW46 | 7353341 |
| 826.05 | 1.00 | ST | CABLE ENTRY SOCKET M1515 GGG M36X1,5 D13-15 SW46 | 7353311 |
| 839.10 | 1.00 | ST | CABLE SOCKET, ISOL. "RING-SHAPED" 4,0-6,0 QMM FOR M6 (A4665R) | 1211106 |
| 839.11 | 1.00 | ST | CABLE SOCKET, ISOL. 6,5 MM "RING-SHAPED" A 2565 R | 1211107 |
| 839.12 | 7.00 | ST | CORD END PIECE, ISOL. 4,00 QMM | 1200540 |
| 839.12 | 9.00 | ST | CORD END PIECE, BRASS-BLANK 1,0-2,5 QMM | 1201025 |
| 900.03 | 2.00 | ST | EYE BOLT DIN 580 BLACK M 12 | 4058012 |

Spare part list no. 95180691.02
SUBMERSIBLE SEWAGE PUMP 60 HZ
 Type AMX646-350/15,3P/C 230V/3 ST/D
 Drawing no. 015665/035665
 Connection diagr. no. SY01-A0-1010-00

| Draw.pos. | Qty | Unit | Description | Part no. |
|-----------|------|------|--|----------|
| 903.01 | 2.00 | ST | HEXAGON SOCKET SCREW PLUG M 20 X 1,5/DIN 908-5.8 1.4305 | 4090822 |
| 903.03 | 1.00 | ST | LOCK SCREW 1.4305 M 16 X 1,5 DI=10 DÜ(EX) | 4090934 |
| 914.02 | 1.00 | ST | CYLINDER SCREW DIN 912 A2 M 20 X 50 | 4020502 |
| 914.03 | 6.00 | ST | CYLINDER SCREW DIN 912 A2 M 12 X 40 | 4012355 |
| 914.04 | 6.00 | ST | CYLINDER SCREW DIN 912 A2 M 10 X 40 | 4010402 |
| 914.05 | 4.00 | ST | CYLINDER SCREW DIN 912-8.8 VZ M 8 X 25 | 4008251 |
| 914.06 | 8.00 | ST | CYLINDER SCREW DIN 912 A2 M 10 X 30 | 4010302 |
| 914.12 | 1.00 | ST | CYLINDER SCREW DIN 912-8.8 VZ M 6 X 10 | 4006101 |
| 914.13 | 4.00 | ST | CYLINDER SCREW DIN 912 A2 M 6 X 20 | 4006202 |
| 914.14 | 2.00 | ST | CYLINDER SCREW DIN 912-8.8 A2 M 5 X 20 | 4005205 |
| 914.14 | 2.00 | ST | CYLINDER SCREW DIN 912-8.8 A2 M 5 X 20 | 4005205 |
| 930.03 | 1.00 | ST | TOOTH WASHER DIN 6797-ST.VZ A 6,4 (FOR M 6) | 4279706 |
| 932.01 | 1.00 | ST | CIRCLIP DIN 471 1.4122 A 50 X 2 - A2 | 4347151 |
| 932.02 | 2.00 | ST | CIRCLIP DIN 471 A 50 X 2 | 4347150 |
| 932.03 | 1.00 | ST | CIRCLIP DIN 471 A 40 X 1,75 | 4347140 |
| 940 | 1.00 | ST | FITTING KEY DIN 6885 - C45K 14 X 9 X 70 | 4481470 |
| 950 | 1.00 | ST | SPRING WASHER AM204...P, AM243...F D90/54 | 7342925 |
| 970 | 1.00 | ST | PUMP LABEL 65 X 53 X 0,7 | 7365494 |
| 990 | 3.00 | L | MOTOR OIL HOMA-ATOX | 4619120 |